



District Report Card: 2017


State: Rajasthan	District: Dausa
Class: 5	Subject: Language
Schools: 60	Students: 854


Participation/Coverage


Students

<div>GENDER</div> <div></div>	Boys		Girls	
	Number	%	Number	%
	361	42.27	493	57.73

<div>AREA</div> <div></div>	Rural		Urban	
	Number	%	Number	%
	854	100.00	0	0.00

<div>CATEGORY</div> <div></div>	SC		ST		OBC		GEN	
	Number	%	Number	%	Number	%	Number	%
	269	31.50	264	30.91	277	32.44	44	5.15

<div>CWSN</div> <div></div>	LD	VI	HI	S&LD	ID	Oth
	4	1	0	1	0	0

<div>Management</div> <div></div>	Government		Government-aided	
	Number	%	Number	%
	854	100.00	0	0.00

Average Performance of Students in Language (%)

Overall	Gender		Area		Management		Social Group			
	Male	Female	Rural	Urban	Govt.	Aided	SC	ST	OBC	GEN
75.02	77.08	73.51	75.02	0.00	75.02	0.00	72.00	77.22	75.64	76.36

Performance on Learning Outcomes (LOs)

Learning Outcomes	Description	Average Performance(%)
L504	Reads and comprehends independently storybooks, news items/ headlines, advertisements etc.	69.09
L508	Reads text with comprehension, locates details and sequence of events	77.99

Range of Performance of Students who Answered Correctly							
Below 30%		30% - 50%		50% - 75%		Above 75%	
Number	%	Number	%	Number	%	Number	%
11	1.29	77	9.02	306	35.83	460	53.86

Lowest Performing Learning Outcomes (LOs)

- 1 - Reads and comprehends independently storybooks, news items/ headlines, advertisements etc. (69.09)
- 2 - Reads text with comprehension, locates details and sequence of events (77.99)